

MANUAL

Document Version 1.0 / February 2019



TOUCHbasic

Valid for:

- TOUCHbasic-DN
- TOUCHbasic-IL



TOUCHbasic - Operating Manual

Document Version 1.0 / February 2019

This document was originally published in English.

LOGICDATA Electronic & Software Entwicklungs GmbH

Wirtschaftspark 18

8530 Deutschlandsberg

Austria

Phone: +43 (0) 3462 51 98 0

Fax: +43 (0) 3462 51 98 1030

Internet: <http://www.logicdata.net>

Email: office.at@logicdata.net



CONTENTS

1	General information	5
1.1	Other applicable documents	5
1.2	Copyright	5
1.3	Royalty-free use of images and text	5
1.4	Trademarks	5
2	Safety	6
2.1	Target audience	6
2.2	General safety regulations	6
2.3	Intended use	6
2.4	Reasonably foreseeable misuse	6
2.5	Explanation of symbols and signal words	7
2.6	Liability	7
2.7	Residual risks	8
2.8	Skilled Persons	9
2.9	Notes for Resellers	9
3	Scope of delivery	10
4	Unpackaging	10
5	Products	11
5.1	Key Product Features	11
5.1.1	TOUCHbasic-DN	11
5.1.2	TOUCHbasic-IL	11
5.2	Dimensions	12
5.2.1	TOUCHbasic-DN	12
5.2.2	Drilling Template (TOUCHbasic-DN)	13
5.2.3	TOUCHbasic-IL	14
5.2.4	Dimensions for the milled cut-out	14
6	Assembly	15
6.1	Safety During Assembly	15
6.2	TOUCHbasic-DN	16
6.2.1	Required Components	16
6.2.2	Process	16



6.2.3	Completing Assembly	16
6.3	TOUCHbasic-IL	17
6.3.1	Required Components	17
6.3.2	Process	17
6.3.3	Completing Assembly	17
7	Operation	18
7.1	Adjusting the Table Top Height	18
8	Additional Information	19
8.1	Software-Dependent Functions	19
8.2	Disassembly	19
8.3	Maintenance	19
8.3.1	Cleaning	19
8.3.2	Replacing a Handset	19
8.4	Troubleshooting	20
8.5	Disposal	20



1 GENERAL INFORMATION

Documentation for the TOUCHbasic Family consists of this Operating Manual and several other documents (Other applicable documents, page 5). Assembly personnel must read all documentation before starting assembly. Keep all documentation for as long as the product is in your possession. Ensure that all documentation is provided to subsequent owners. Go to www.logicdata.net for more information and support. This Manual may change without notice. The most recent version is available on our website.

1.1 OTHER APPLICABLE DOCUMENTS

This Operating Manual contains assembly instructions for the Handsets within the TOUCHbasic Family. Other applicable documents include:

- Datasheet for the TOUCHbasic Handset.
- Datasheet and Operating Manual for the Control Box in the Table System

1.2 COPYRIGHT

© January 2019 by LOGICDATA Electronic und Software Entwicklungs GmbH. All rights reserved, except for those listed in Chapter 1.3 Royalty-free use of images and text on page 5.

1.3 ROYALTY-FREE USE OF IMAGES AND TEXT

After purchase and full payment of the product, all text and images in Chapter 2 "Safety", may be used free of charge by the customer for 10 years after delivery. They should be used to prepare end user documentation for Height-Adjustable Table Systems. The license does not include logos, designs, and page layout elements belonging to LOGICDATA. The Reseller may make any necessary changes to the text and images to adapt them for the purpose of end user documentation. Texts and images may not be sold in their current state, and may not be published or sublicensed digitally. The transfer of this license to third parties without permission from LOGICDATA is excluded. Full ownership and copyright of the text and graphics remain with LOGICDATA. Texts and graphics are offered in their current state without warranty or promise of any kind. Contact LOGICDATA to obtain text or images in an editable format (documentation@logicdata.net).

1.4 TRADEMARKS

Documentation may include the representation of registered trademarks of goods or services, as well as information about copyright or other proprietary expertise of LOGICDATA or third parties. In all cases, all rights remain exclusively with the respective copyright holder. LOGICDATA® is a registered trademark of LOGICDATA Electronic & Software GmbH in the USA, the European Union, and other countries.



2 SAFETY

2.1 TARGET AUDIENCE

This Operating Manual is intended for Skilled Persons only. Refer to [Chapter 2.8 Skilled Persons on page 9](#) to ensure that personnel meet all requirements.

2.2 GENERAL SAFETY REGULATIONS

In general, the following safety regulations and obligations apply when handling the product:

- Do not operate the product unless it is in a clean and perfect condition
- Do not remove, change, bridge, or bypass any protection, safety, or monitoring equipment
- Do not convert or modify any components without written approval from LOGICDATA
- In the event of malfunction or damage, faulty components must be replaced immediately
- Unauthorized repairs are prohibited
- Do not attempt to replace hardware unless the product is in a de-energized state
- Only Skilled Persons are allowed to work with TOUCHbasic Handsets
- Ensure that national worker protection conditions and national safety and accident prevention regulations are observed during operation of the system

2.3 INTENDED USE

The products in the TOUCHbasic Family are Handsets for electrically Height-Adjustable Tables. They are installed by Resellers into Height-Adjustable Table systems. They are used to control Height-Adjustable Table systems via a Control Box. They are intended for indoor use only. They may only be installed in compatible Height-Adjustable Tables and with LOGICDATA-approved accessories. Contact LOGICDATA for further details. Use beyond or outside the intended use will void the product's warranty.






2.4 REASONABLY FORESEEABLE MISUSE

Usage outside of the intended use may lead to minor injury, serious injury, or even death. Reasonably foreseeable misuse of the Handset includes, but does not extend to:

- Connecting unauthorized parts to the product. If you are unsure as to whether a part can be used with a Handset, contact LOGICDATA for further information

2.5 EXPLANATION OF SYMBOLS AND SIGNAL WORDS

Safety Notices contain both symbols and signal words. The signal word indicates the severity of the hazard.

	DANGER	Indicates a hazardous situation which, if not avoided, will result in death or serious injury.
	WARNING	Indicates a hazardous situation which, if not avoided, could result in death or serious injury.
	CAUTION	Indicates a hazardous situation which, if not avoided, could result in minor or moderate injury.
	NOTICE	Indicates a situation which, if not avoided, could result in damage to the product through electrostatic discharge (ESD).
	NOTICE	Indicates a situation that will not lead to personal injury, but could lead to damage to the device or the environment.
	INFO	Indicates the protection class of the device: Protection Class III. Protection Class III devices may only be connected to SELV or PELV power sources.
	INFO	Indicates important tips for handling the product.

2.6 LIABILITY

LOGICDATA products comply with all currently applicable health and safety regulations. However, risk can result from incorrect operation or misuse. LOGICDATA is not liable for damage or injury caused by:

- Improper product use
- Disregard of the documentation
- Unauthorized product alterations
- Improper work on and with the product
- Operation of damaged products
- Wear parts
- Improperly performed repairs
- Unauthorized changes to the operating parameters
- Disasters, external influence, and force majeure

The information in this Operating Manual describes the characteristics of products without assurances. Resellers assume responsibility for the LOGICDATA products installed in their applications. They must en-



sure their product complies with all relevant directives, standards, and laws. LOGICDATA shall not be held liable for any damage that is directly or indirectly caused by the delivery or use of this document. Resellers must observe the relevant safety standards and guidelines for each product in the Table System.

2.7 RESIDUAL RISKS

Residual risks are the risks that remain after all relevant safety standards have been complied with. These have been evaluated in the form of a risk assessment. Residual risks associated with the installation of Handsets in the TOUCHbasic Family are listed here and throughout this Operating Manual. See also [Chapter 1.1 Other Applicable Documents on page 5](#). The symbols and signal words used in this Operating Manual are listed in [Chapter 2.5 Explanation of Symbols and Signal Words on page 7](#).



WARNING Risk of death or serious injury through electric shocks

TOUCHbasic Handsets are electrical devices. Although you will not have to connect the Handset to the Control Box during assembly, basic safety precautions must be taken at all times. Failure to observe electrical safety precautions may lead to death or serious injury through electric shocks.

- Never open the Handset
- Ensure that the Handset is not connected to the Control Box during assembly
- Do not convert or modify the Handset in any way
- Do not immerse the Handset or its components in liquid. Clean only with a dry or slightly damp cloth
- Do not place the Cable of the Handset on heated surfaces
- Check the housing and cables of the Handset for visible damage. Do not install or operate damaged products.



WARNING Risk of death or serious injury in explosive atmospheres

Operating the Handset in potentially explosive atmospheres may lead to death or serious injury through explosions.

- Read the relevant directives to determine if an atmosphere is potentially explosive
- Do not operate the Handset in potentially explosive atmospheres



CAUTION Risk of minor or moderate injury through tripping

During the assembly process, you may have to step over Cables. Tripping over Cables may lead to minor or moderate injury.

- Ensure that the assembly area is kept clear of unnecessary obstructions
- Be careful not to trip over Cables



CAUTION Risk of minor or moderate injury through crushing

If any Handset Key becomes stuck while the system is in motion, the system may not stop properly. This may lead to minor or moderate injury through crushing.

- Disconnect the system immediately if any Handset Key becomes stuck



2.8 SKILLED PERSONS



CAUTION

Risk of injury through incorrect assembly

Only Skilled Persons have the expertise to complete the assembly process safely. Assembly by Unskilled Persons may lead to minor or moderate injury.

- Ensure that only Skilled Persons are allowed to complete assembly
- Ensure that persons with limited ability to react to danger do not take part in the assembly process

TOUCHbasic Handsets may only be installed by Skilled Persons. A Skilled Person is defined as someone who:

- Is authorized for installation planning, installation, commissioning, or servicing of the product
- Has read and understood all documentation relevant to the Handset
- Has the technical education, training, and/or experience to perceive risks and avoid hazards
- Has knowledge of the specialist standards applicable to the product
- Has the expertise to test, assess, and manage electrical and mechatronic products and systems in accordance with the generally accepted standards and guidelines of electrical engineering and furniture manufacturing

2.9 NOTES FOR RESELLERS

Resellers are companies that purchase LOGICDATA products for installation in their own products.

INFO

For reasons of EU conformity and product safety, Resellers should provide end users with an Operating Manual in their native EU official language.

INFO

Operating Manuals must include all the safety instructions that end users require to handle the product safely. They must also include an instruction to always keep the Operating Manual in the immediate vicinity of the product.

INFO

No unauthorized persons (young children, persons under the influence of medications, etc.) should be allowed to handle the product.

INFO

Resellers must perform a risk assessment on their product that covers residual hazards. It must include measures to mitigate risk, or reference the product's Operating Manual.



3 SCOPE OF DELIVERY

The standard scope of delivery for Handsets in the TOUCHbasic Family consists of the Handset and its pre-attached cable. All other components necessary for installing the Handset (e.g. Mounting Screws for the TOUCHbasic-DN) must be supplied separately by the reseller.

4 UNPACKAGING

**NOTICE**

Ensure proper ESD handling during unpackaging. Damage that can be attributed to electrostatic discharge will void warranty claims.

To unpackage the product:

1. Remove all components from the packaging
2. Check the contents of the package for completeness and damage
3. Provide the Operating Manual to the operating personnel
4. Dispose of the packaging material

NOTICE

Dispose of the packaging material in an environmentally friendly manner. Remember to separate plastic parts from the cardboard packaging.



5 PRODUCTS

The TOUCHbasic Family of Handsets consists of 2 products:

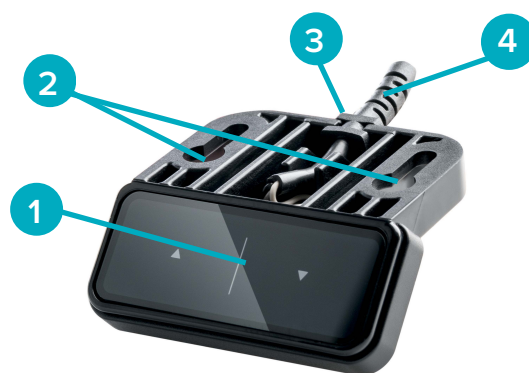
- TOUCHbasic-DN
- TOUCHbasic-IL

Each Handset may have several variants. Variants may be equipped with additional features or different configurations. The exact variant is denoted by the product's order code. Consult the accompanying data sheet to check ensure that you have received the correct variant.

5.1 KEY PRODUCT FEATURES

5.1.1 TOUCHBASIC-DN

1	UP / DOWN Keys
2	Drilling Holes
3	Strain Relief
4	Cable



Product features, TOUCHbasic-DN

5.1.2 TOUCHBASIC-IL

1	UP / DOWN Keys
2	Rubber Ribs



*Cable not shown.

Fig. 1: Product features, TOUCHbasic-IL



5.2 DIMENSIONS

5.2.1 TOUCHBASIC-DN

Length	50.5 mm 1.988 "
Width	57.7 mm 2.272 "
Height (to underside of Table Top)	24.4 mm 0.961 "

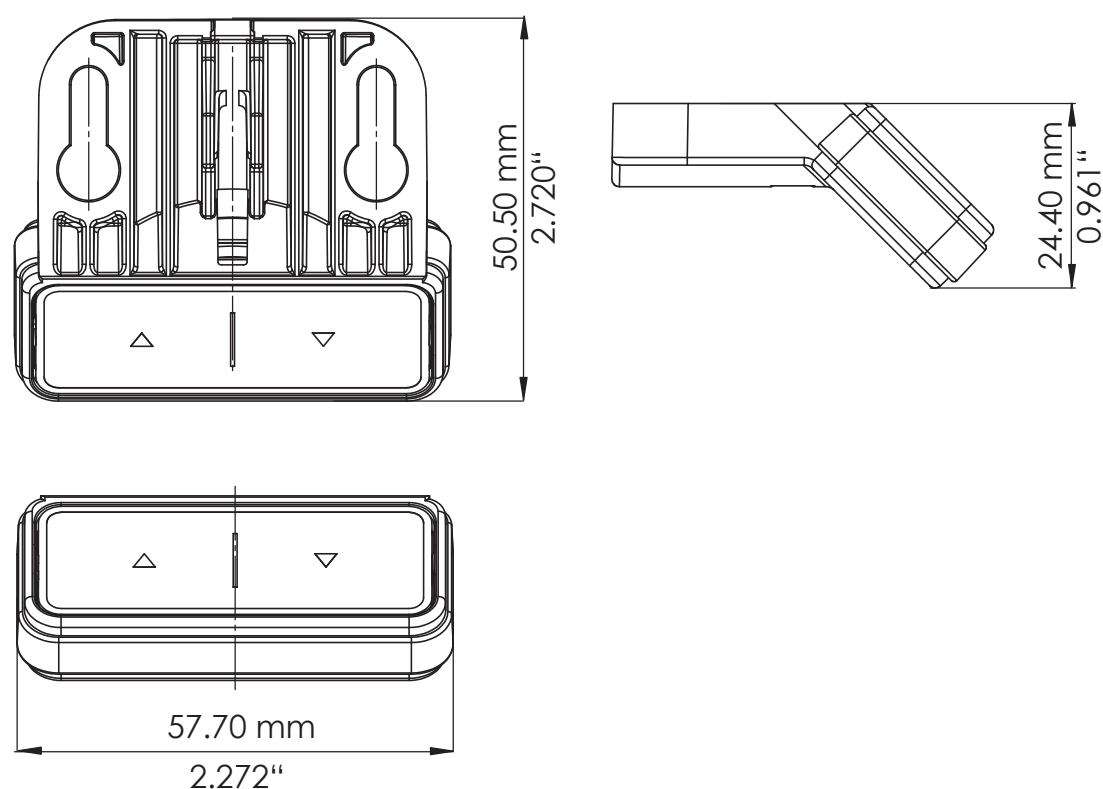


Fig. 2: Product dimensions, TOUCHbasic-DN



5.2.2 DRILLING TEMPLATE (TOUCHBASIC-DN)

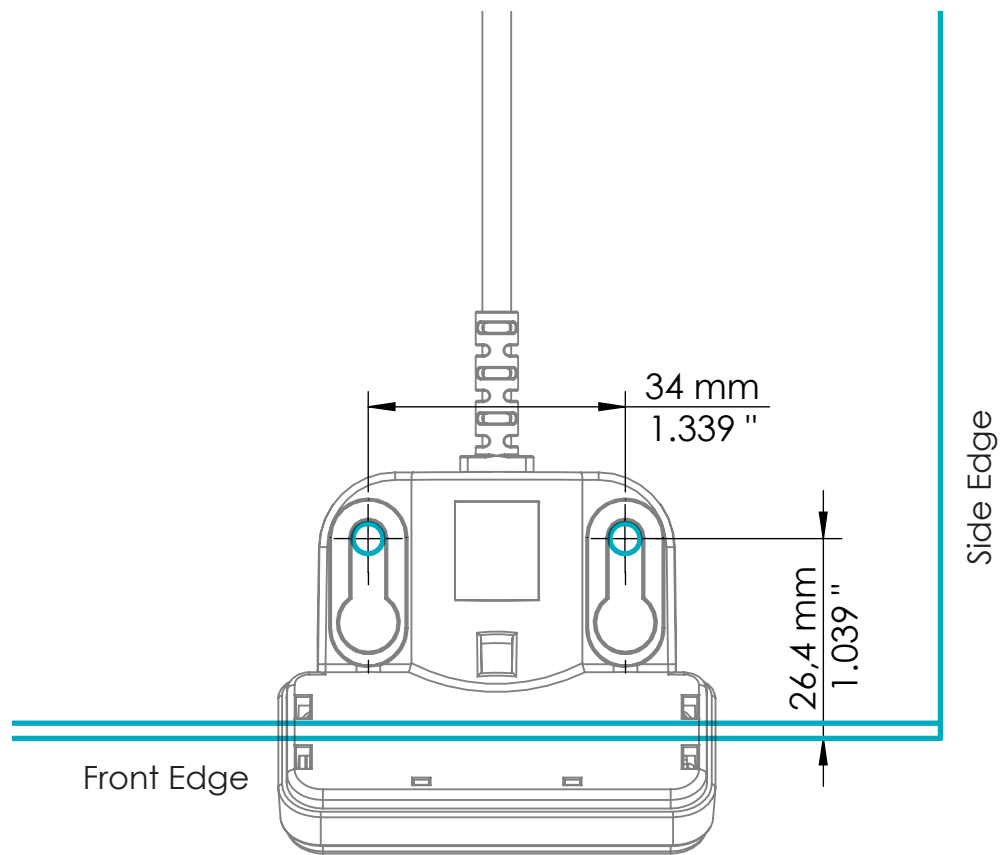


Fig. 3: Drilling Template, TOUCHbasic-DN (to scale)



5.2.3 TOUCHBASIC-IL

Length	30.4 mm 1.197"
Width	67.8 mm 2.669"
Height (to bottom of rubber ribs)	20.5 mm 0.807"

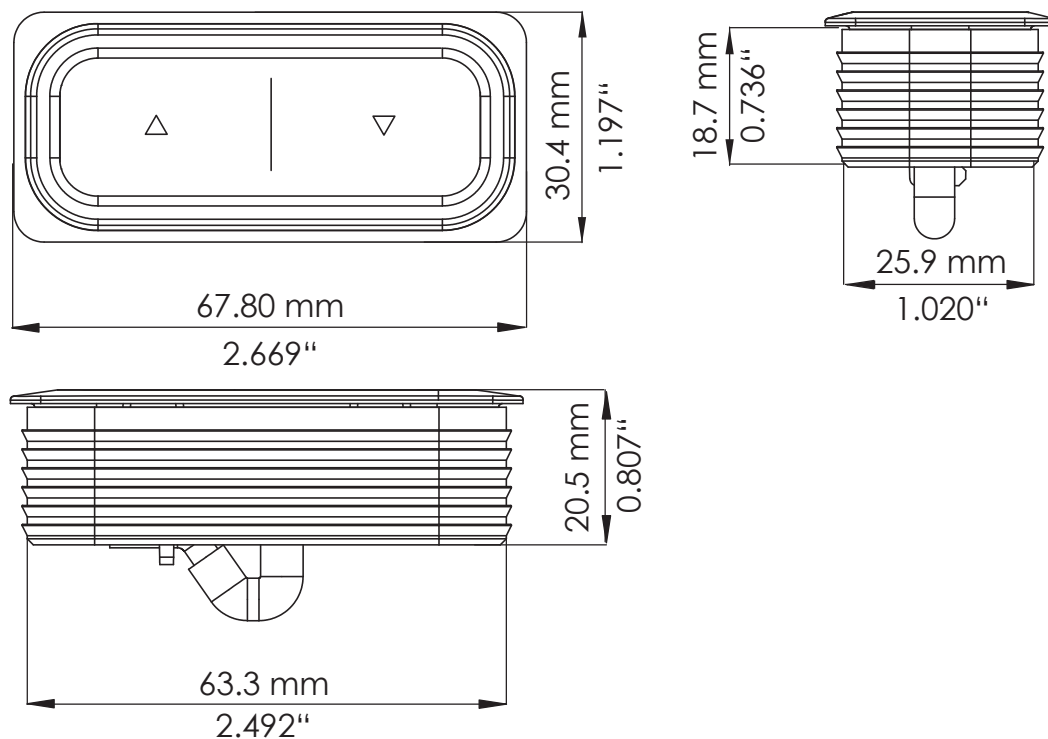


Fig. 4: Product dimensions, TOUCHbasic-IL (to scale)

5.2.4 DIMENSIONS FOR THE MILLED CUT-OUT

The milled cut-out for the TOUCHbasic-IL shall have the following dimensions (image to scale):

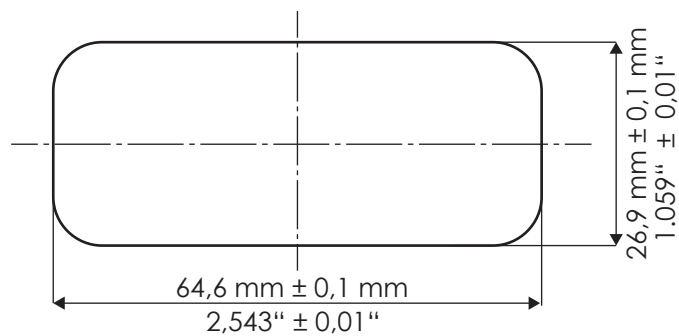


Fig. 5: Dimensions for the milled cut-out, TOUCHbasic-IL (to scale)



6 ASSEMBLY

This chapter describes the process of installing the TOUCHbasic Handset into the Height-Adjustable Table System.

6.1 SAFETY DURING ASSEMBLY

The following safety instructions are valid for each Handset within the TOUCHbasic Family. Hazards relating only to the installation of a specific Handset are listed in that Handset's assembly instructions.



-
- ⚠ CAUTION** **Risk of minor or moderate injury through improper handling**
Improper handling of the product during assembly may lead to minor or moderate injury through cutting, pinching, and crushing.
- Avoid contact with sharp edges
 - Be careful while handling tools that may cause personal injury
 - Ensure assembly complies with the generally accepted standards and guidelines of electrical engineering and furniture manufacturing
 - Read all instructions and safety advice carefully
-

-
- ⚠ CAUTION** **Risk of minor or moderate injury through tripping**
During assembly and operation, poorly routed Cables may become a trip hazard. Tripping over Cables may lead to minor or moderate injury.
- Ensure that Cables are routed properly to avoid trip hazards
 - Be careful not to trip over Cables when installing the Handset
-

-
- ⚠ NOTICE** Ensure proper ESD handling during assembly. Damage that can be attributed to electrostatic discharge will void warranty claims.
-

-
- NOTICE** To avoid damage to the product, measure the dimensions of the Handset before assembly.
-

-
- NOTICE** Before assembly, all parts must be acclimatised to the ambient conditions.
-

-
- NOTICE** Do not lift the Handset by its cable. This will cause irreparable damage to the product.
-

-
- INFO** Perform a product risk assessment so that you can respond to potential residual hazards. Assembly instructions must be included in your end user Operating Manual.
-



6.2 ASSEMBLY: TOUCHBASIC-DN

6.2.1 REQUIRED COMPONENTS

1	TOUCHbasic-DN
2	2 Mounting Screws (supplied by Reseller)
Tool	Screwdriver

INFO **Screw specifications**
Thread diameter: max. **4 mm** | Head diameter: max. **7.3 mm**
If possible, do not use countersunk-head screws.

6.2.2 PROCESS

1. Position the Handset under the table top and mark the position of the drilling holes. If necessary, use the Drilling Template in chapter 5.2.2 to help you.
2. Insert the Strain Relief into the designated slot on the Handset (Fig. 6).

NOTICE Inserting the Strain Relief incorrectly may cause damage to the Cable and Handset. Ensure that the Cable does not protrude over the housing

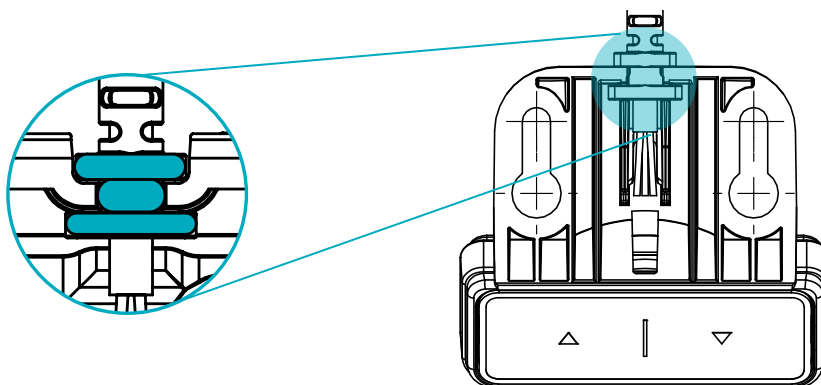


Fig. 6: Inserting the TOUCHbasic-DN Strain Relief

3. Use the screwdriver and 2 Mounting Screws to attach the Handset to the Table Top at the marked drilling points.

NOTICE The required tightening torque depends on the material of the Table Top. Do not exceed 2 Nm.

6.2.3 COMPLETING ASSEMBLY

After the TOUCHbasic-DN is attached to the Table Top, you must connect the Cable to the Control Box. Refer to the manual for your chosen Control Box for instructions.



6.3 ASSEMBLY: TOUCHBASIC-IL

6.3.1 REQUIRED COMPONENTS

The following components are required to assemble the TOUCHbasic-IL:

1	TOUCHbasic-IL Handset
2	Milling cutter (or similar)

6.3.2 PROCESS

1. Use a milling cutter or similar to mill the cut-out. The dimensions for the milled cut-out are shown in Chapter 5.2.4 (Fig. 6).
2. Push the Handset into the milled cut-out until the top plate is flush with the Table Top. The rubber ribs will hold the Handset in place.

6.3.3 COMPLETING ASSEMBLY

After the TOUCHbasic-IL is attached to the Table Top, you must connect the Cable to the Control Box. Refer to the manual for your chosen Control Box for instructions.





7 OPERATION

-
- ⚠ CAUTION** **Risk of minor or moderate injury through uncontrolled movement**
The table may not always stop exactly at the expected position. Failure to anticipate the table's movements may lead to minor or moderate injury through crushing.
- Wait until the system has completely stopped before attempting to use the table
-

- ⚠ CAUTION** **Risk of minor or moderate injury through unsecured objects**
While the table moves up and down, unsecured objects may fall off the table and onto body parts. This may lead to minor or moderate injury through crushing.
- Ensure loose objects are kept away from the edge of the table
 - Do not leave unnecessary objects on the table during movement
-

This section of the Operating Manual contains a selection of instructions for operating the Table System to which the TOUCHbasic Handset is connected. TOUCHbasic Handsets are compatible with a large number of LOGICDATA Control Boxes. Before using the Table System, you must also read the Operating Manual for the installed Control Box, including all relevant safety information, in full.

Handset Keys are represented as follows for further description:

	UP Key
	DOWN Key

7.1 ADJUSTING THE TABLE TOP HEIGHT

-
- ⚠ CAUTION** **Risk of minor or moderate injury through crushing**
Your fingers may be crushed when you attempt to change the height of the table
- Keep fingers away from moving parts
 - Ensure that no persons or objects are in the table's range of motion
-

INFO The Table Top will move up or down until the UP or DOWN Key is released, or if a pre-defined stopping point has been reached.

To move the Table Top UP:

	Press and hold the UP Key until the desired height has been reached
---	---

To move the Table Top DOWN:

	Press and hold the DOWN Key until the desired height has been reached
---	---



8 ADDITIONAL INFORMATION

8.1 SOFTWARE-DEPENDENT FUNCTIONS

A full list of Software-Dependent Functions can be found in the Operating Manual of the installed Control Box.

8.2 DISASSEMBLY

To disassemble your Handset, ensure that it has been disconnected from the Power Unit. Then, follow the assembly instructions in reverse order.

8.3 MAINTENANCE

All Handsets in the TOUCHbasic Family are maintenance-free for their entire service lifetime.



! WARNING Risk of death or serious injury through electric shocks and other hazards
Using a Handset alongside unauthorized spare or accessory parts may lead to death or serious injury through electric shocks and other hazards.

- Only use accessory parts produced or approved by LOGICDATA
- Only use replacement parts produced or approved by LOGICDATA
- Only allow Skilled Persons to perform repairs or install accessory parts
- Contact customer services immediately if the system malfunctions

The use of unauthorized spare or accessory parts may cause system damage. Warranty claims are void in this scenario.

8.3.1 CLEANING

1. Disconnect the height-adjustable desks power supply from the power source.
2. Wait 30 seconds for residual voltage to dissipate.
3. Wipe the surface of the Handset with a dry soft cloth or a soft cloth lightly moistened in water.
Never immerse the Handset into any liquid.
4. Wait for the Handset to dry completely.
5. Reconnect the power supply.

8.3.2 REPLACING A HANDSET

1. Disconnect the Control Box from the Mains.
2. Disconnect the Handset from the Control Box.
3. Remove the Handset from the Table Top.
4. Mount the new Handset onto the Table Top.
5. Plug the Handset back into the Control Box.
6. Reconnect the Control Box to the Mains.



8.4 TROUBLESHOOTING

Usually, malfunctions occur when Handsets are pressed while calibrating. If the Handset fails to function, you will need to restart the system. To do this:

1. Unplug the Handset from the Control Box.
2. Plug the Handset back to the motor Control Box.
3. After a few seconds the Handset is ready for operation.

A list of common problems and their solutions can be found in the Operating Manual of the installed Control Box.

8.5 DISPOSAL



All products in the TOUCHbasic Family are subject to the WEEE Directive 2012/19/EU.

- Dispose of all components separately from household waste. Use designated collection points or disposal companies authorized for this purpose



MOTION FOR YOUR LIFE

LOGICDATA
Electronic & Software Entwicklungs GmbH
Wirtschaftspark 18
8530 Deutschlandsberg
Austria

Phone: +43 (0)3462 5198 0
Fax: +43 (0)3462 5198 1030
Email: office.at@logicdata.net
Internet: <http://www.logicdata.net>

LOGICDATA North America, Inc.
1525 Gezon Parkway SW, Suite C
Grand Rapids, MI 49509
USA

Phone: +1 (616) 328 8841
Email: office.na@logicdata.net



www.logicdata.net